

PraiseCharts Worship Band Series

WORSHIP TOGETHER.com



How Marvelous (I Stand Amazed)



To contact us:

Email
feedback@praisecharts.com
or call
(800) 695-6293

Words & music by Charles H. Gabriel and Chris Tomlin

Arranged by John Wasson

Based on the popular recording from the Passion album
"Everything Glorious"

The **PraiseCharts Worship Band Series** is a unique and growing series of arrangements by some of today's top new arrangers. These arrangements are geared towards a contemporary "R&B horns" praise band sound while at the same time being scalable up to a medium-sized church orchestra. The core parts (rhythm, vocals, and brass) may be enhanced with the other parts in any combination.

Rhythm section: The **Rhythm** part is for the section player (pianist, guitarist, or drummer) with all the specific rhythms and chords necessary for the arrangement. The **Lead Sheet** is a combination rhythm and vocal chart meant for the vocalists, worship leader, or rhythm player needing more vocal cues. The **Piano, Vocal** part includes a full piano part in "songbook format" for those not comfortable with playing from a chord chart. When playing with a complete band the pianist would be advised to simplify this part in order to "stay out of the way".

Vocals: We include both an **SAT Lead Sheet** and a **SATB Vocal/Piano** score. When using the SAT part (soprano/alto/tenor), the baritone/basses should sing the melody (soprano) down an octave – any exceptions are listed on the score. When the part is written in unison, the men should sing it down one octave or it may be done as a solo. This method provides a contemporary sound in an easy-to-learn fashion.

Alternate keys: There is at least one alternate key included to accommodate either a keyboard-based band or a guitar-based band, to give the orchestra a more playable key, or to make the vocal range more accessible if necessary.

Other notes: Rehearsal numbers are given in the form of "1", "2", and "3", providing the easy use of finger signals by the worship leader who may want to make impromptu changes during worship. Normally, "1" is the verse of the song, "2" is the chorus, and "3" is a bridge or other section, but there are exceptions. When a section is repeated in its entirety later in the arrangement, it is labeled "1a" or "2a", etc. All endings and repeats are clearly notated to facilitate these impromptu changes. Finally, each instrumental part includes lyric cues to aid the player in keeping their place.

Parts included in the PraiseCharts Worship Band Series

Lead Sheet (SAT) – for worship leader and vocal team

Rhythm – a more detailed chart for keyboard, guitars, and drums.

Piano/Vocal (SATB) – includes written-out piano part and SATB vocals

Ac. Guitar – modified Rhythm part in appropriate capo keys

Core Worship Band instrumental parts (written as a section):

Trumpet 1-2
Alto Sax
Trombone 1-2

Trumpet 3 (doubles Alto Sax)
Tenor Sax 1-2 (doubles Trombone)

A note on brass stylings: For most titles, the brass parts should be interpreted with jazz articulations and inflections in mind. They have been notated very carefully to aid the player in this interpretation.

Additional Orchestral parts (these enhance the arrangement, but the Worship Band parts may also stand alone):

Written with core brass — **Bass Trombone/Tuba**
Bari Sax (doubles Bass Trombone)

Written as a section — **Horn 1-2** (French Horn)

Written as a section — **Flute/Oboe 1-3**
Clarinet (doubles 3rd Flute)
Individual string parts - Violin, Viola, Cello-Bass (note, all multi-note parts are divisi)
Strings (Synth) – string reduction for keyboards

Percussion 1,2 (Timpani, Bells, Sus. Cym., etc)

How Marvelous (I Stand Amazed)

(based on the recording from the Passion album "Everything Glorious")

Charles H. Gabriel, Chris Tomlin
Arr. by John Wasson

Slow Acoustic Rock ♩ = 72

1 Verse

p-m^f
A^b 1x - Ac. Gtr. pick eighths
2x - Strum rhythm

Ac. Gtr. only

1. I stand a-mazed in the pres - ence of

5 Je - sus the Naz - a - rene, and won - der how He could

E^b D^b A^b D^{b2}

8 love me; a sin - ner, con-demned, un - clean. Sing - ing,

A^b E^b 2x - Add bass A^b

2 Chorus

p-m^f
A^b 1x - Add El. Gtr.
2x - Band in - light groove

11 "How mar-vel-ous! How won-der-ful! And my song shall ev - er be;

E^{b2}

15 How mar-vel-ous! How won-der-ful is my Sav - ior's love for

A^b A^b G Fm⁷ B^bm Fm⁷ A^b E^b E^b

1 - Repeat to Verse

19 me!" I me!" My Sav -

A^b D^{b2} A^b D^{b2}

Low-resolution
Preview
(not for print)

The publish-quality version
of this chart is available for purchase at
www.praisecharts.com

23 **Fm⁷** **Db²** **1a Verse** *m² - m²*
ior's love. 2. He took my sin and my sor - rows, He

27 **E^b** **Db** **A^b** **Db²**
made them His ver - y own. And He bore the bur - den to

30 **A^b** **E^b** **A^b** **1 - Repeat to Verse 2 to 1a** **2 - to Chorus**
Cal - va - ry, and suf - fered and died a - lone. He Sing - ing,

34 **2a Chorus** *Band - full groove* *3x - ringout into vocals only* **A^b** **E^b**
3x - voices only
"How mar - vel - ous! How won - der - ful! And my song shall ev - er be;

38 **A^b** **A^b G** **Fm⁷** **B^bm** **Fm⁷**
How mar - vel - ous! How won - der - ful is my Sav - ior's

41 **A^b** **E^b** **E^b** **1, 2 - Repeat to Chorus to 2a** **3 - to Verse 3** **A^b** *m²* *(Band in light)*
love for me!" Sing - ing, me!"

45 **1b Verse** **A^b** *Ac. Gtr. only - light strum* **E^b** **Db** **A^b**
with the ran - somed in glo - ry His face I at last shall see. 'Twill



www.praisecharts.com Worship Band Series
How Marvelous (I Stand Amazed)

Key: A \flat

(based on the recording from the Passion album "Everything Glorious")

Charles H. Gabriel, Chris Tomlin
Arr. by John Wasson

Slow Acoustic Rock $\text{♩} = 72$

1 Verse

p-m \acute{p}

1x - Worship Leader
2x - All

1.

stand

a - mazed in the

**Low-resolution
Preview
(not for print)**

**The publish-quality version
of this chart is available for purchase at
www.praisecharts.com**

pres - ence of Je - sus the Naz - a - rene, and

E \flat D \flat A \flat

won - der how He could love me; a sin - ner, con-demned, un -

7

D \flat^2 A \flat E \flat

2 Chorus

clean. Sing - ing, "How mar - vel - ous! How won - der - ful!

10

A \flat A \flat

And my song shall ev - er be: How mar - vel - ous!

13

E \flat^2 A \flat A \flat G

**Low-resolution
Preview
(not for print)**

**The publish-quality version
of this chart is available for purchase at
www.praisecharts.com**

How won-der-ful is my Sav - ior's love for me!"

16

2x cresc.

1 - Repeat to Verse

2x cresc.

F m^7 B $\flat m$ F m^7 A \flat E \flat E \flat A \flat

Low-resolution
Preview
(not for print)

2x cresc.

to 1 2 - to Verse 2

I me!" My Sav - ior's love.
(Worship Leader)

20

2. He took my sin and my sor - rows, He

24

The publish-quality version
of this chart is available for purchase at
www.praisecharts.com

How Marvelous (I Stand Amazed)

(based on the recording from the Passion album "Everything Glorious")

Charles H. Gabriel, Chris Tomlin
Arr. by John Wasson

Slow Acoustic Rock ♩ = 72

1 Verse A^b

p Ac. Gtr. only

p-*mf* 1x - Ac. Gtr. pick eighths
2x - Strum rhythm

1. "I stand amazed..."

5 E^b D^b A^b D^{b2} A^b E^b

2x - Add bass

2 Chorus A^b E^{b2}

p-*mf* 1x - Add El. Gtr.
2x - Band in - light groove

"How marvelous..."

10 A^b A^b A^b G Fm⁷ B^bm Fm⁷ A^b E^b E^b

2x cresc.

1 - Repeat to Verse

15 A^b A^b G Fm⁷ B^bm Fm⁷ A^b E^b E^b

2x cresc.

20 D^{b2} A^b D^{b2} Fm⁷ D^{b2}

to 1 2 - to Verse 2

mf A^b D^{b2} Fm⁷ D^{b2}

1a Verse A^b E^b D^b A^b D^{b2}

mf-*mf*

2. "He took my sins..."

25 A^b E^b A^b D^{b2}

1 - Repeat to Verse 2 to 1a 2 - to Chorus

30 A^b E^b A^b A^b

Low-resolution
Preview
(not for print)

The publish-quality version
of this chart is available for purchase at
www.praisecharts.com

How Marvelous (I Stand Amazed)

(based on the recording from the Passion album "Everything Glorious")

Charles H. Gabriel, Chris Tomlin
Arr. by John Wasson

Slow Acoustic Rock ♩ = 72

1 Verse

2 Chorus

1 - Repeat to Verse

1. "I stand amazed..." "How marvelous..."

to 1 2 - to Verse 2

20

1a Verse

All times

2nd X only

25

2. "He took my sins..."

1 - Repeat to Verse 2

to 1a

2 - to Chorus

30

(play)

2a Chorus

Tacet 3rd time

34

"How marvelous..."

38

1,2 - Repeat to Chorus

to 2a

3 - to Verse 3

42

+ opt 8vb

Low-resolution
Preview
(not for print)

The publish-quality version
of this chart is available for purchase at
www.praisecharts.com

How Marvelous (I Stand Amazed)

(based on the recording from the Passion album "Everything Glorious")

Charles H. Gabriel, Chris Tomlin
Arr. by John Wasson

Slow Acoustic Rock ♩ = 72 **1 Verse** 1. "I stand amazed..."

2nd X only

2 Chorus "How marvelous..."

2nd X only

The publish-quality version
of this chart is available for purchase at
www.praisecharts.com

1 - Repeat to Verse

(play)

to 1 2 - to Verse 2

mf broadly

20

1a Verse 2nd X only

mf

2. "He took my sins..."
All times

25

1 - Repeat to Verse 2 to 1a

6

(play)

mf

29

2 - to Chorus

mf

2a Chorus

7 of 3 parts

"How marvelous..."

33

The publish-quality version
of this chart is available for purchase at
www.praisecharts.com

Low-resolution
Preview
(not for print)

How Marvelous (I Stand Amazed)

(based on the recording from the Passion album "Everything Glorious")

Charles H. Gabriel, Chris Tomlin
Arr. by John Wasson

Slow Acoustic Rock $\text{♩} = 72$

1 Verse $\text{p}-\text{mf}$
G p Ac. Gtr. only $\text{p}-\text{mf}$ 1x - Ac. Gtr. pick eighths
2x - Strum rhythm

1. I stand a-mazed in the pres - ence of

D C G C²

5 Je - sus the Naz - a - rene, and won - der how He could

G D 2x - Add bass G

8 love me; a sin - ner, con-demned, un - - clean. Sing-ing,

2 Chorus $\text{p}-\text{mf}$
G 1x - Add El. Gtr.
2x - Band in - light groove D²

11 "How mar-vel-ous! How won-der-ful! And my song shall ev - er be;

G G F# Em⁷ Am Em⁷ G/D D

15 How mar-vel-ous! How won-der-ful is my Sav - ior's love for

1 - Repeat to Verse to 1 2 - to Verse 2

G C² G C²

19 me!" I me!" My Sav -



How Marvelous (I Stand Amazed)

(based on the recording from the Passion album "Everything Glorious")

Charles H. Gabriel, Chris Tomlin
Arr. by John Wasson

Slow Acoustic Rock $\text{♩} = 72$

1 Verse

$\text{p} - \text{mf}$
G 1x - Ac. Gtr. pick eighths
2x - Strum rhythm

Ac. Gtr. only

1. I stand a-mazed in the pres - ence of

5

Je - sus the Naz - a - rene, and won - der how He could

8

love me; a sin - ner, con-demned, un - - clean. Sing - ing,

2 Chorus

$\text{p} - \text{mf}$
G 1x - Add El. Gtr.
2x - Band in - light groove

11 "How mar - vel - ous! How won - der - ful! And my song shall ev - er be;

15

How mar - vel - ous! How won - der - ful is my Sav - ior's love for

19

me!" I me!" My Sav -

1 - Repeat to Verse

to 1

to Verse 2

Low-resolution
Preview
(not for print)

The publish-quality version
of this chart is available for purchase at
www.praisecharts.com

How Marvelous (I Stand Amazed)


(based on the recording from the Passion album "Everything Glorious")

Charles H. Gabriel, Chris Tomlin
Arr. by John Wasson


Slow Acoustic Rock ♩ = 72

1 Verse

f - m²

SA 

SATB *1x - Worship Leader*
2x - All 1. I stand a - mazed in the pres - - - ence of


TB 


Piano *Ab*
f  *f - m²*

Rhythm *Ab*
f Ac. Gtr. only  *f - m²*
1x - Ac. Gtr. pick eighths
2x - Strum rhythm 3 4

Trumpet 1-2  *f - m²*

Alto Sax
(Trumpet 3) 

Trombone 1-2
(Tenor Sax 1-2) 

Trombone 3, Tuba
(Bari Sax) 

1 

Percussion 2 

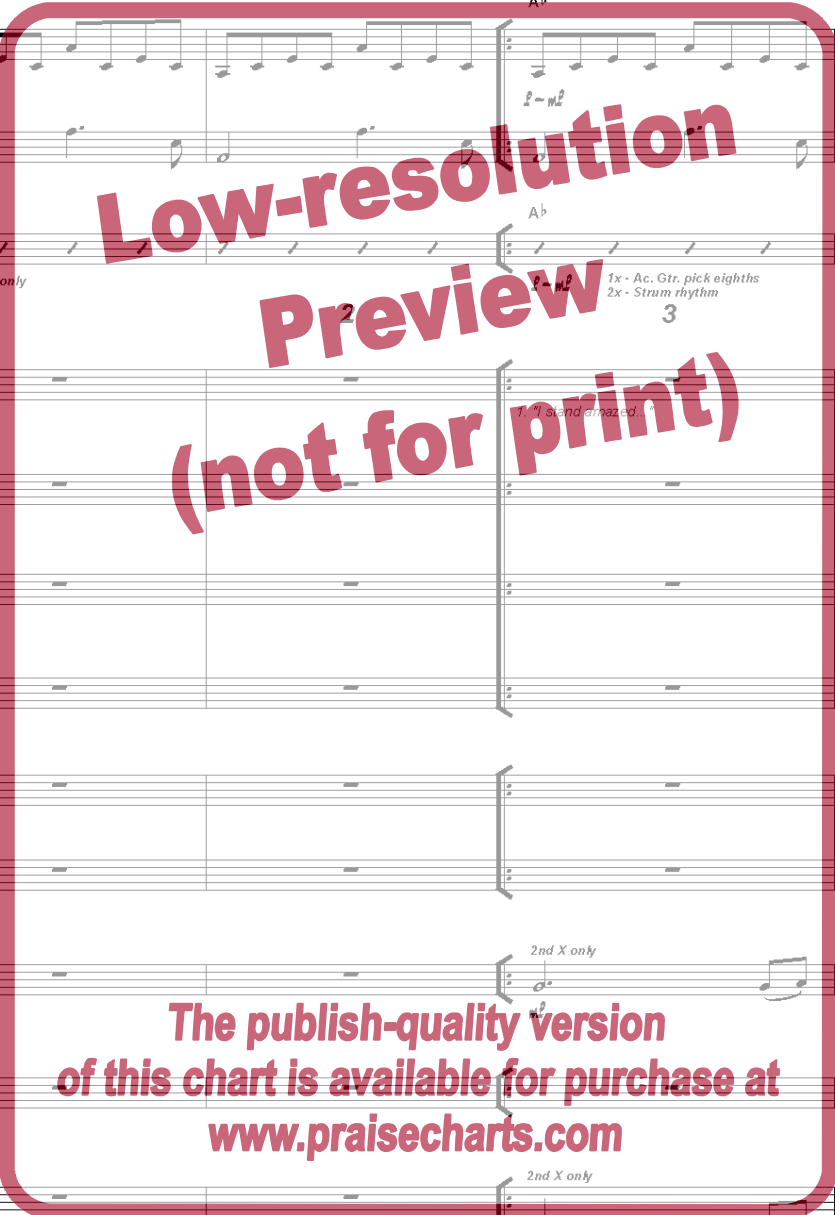
Horn 1-2  *2nd X only*

Flute (Oboe) 1-3
(Clarinet) 

Violins  *2nd X only*

Viola  *2nd X only*

Cello-Bass  *2nd X only*



SA
Je - sus the Naz - a - rene, and won - der how He could love me; a

SATB

TB

Piano

Rhy.

Tpt. 1-2

Alto Sax (Tpt. 3)

Trb. 1-2 (T. Sax 1-2)

Trb. 3, Tba. (Bar Sax)

1 Perc.

2

Horn 1-2

Fl. (Ob.) 1-3 (Clanet)

Vins.

Vla.

Vc.-D.B.

E \flat D \flat A \flat D \flat ² A \flat

E \flat D \flat A \flat D \flat ² A \flat

5 6 7 8

Low-resolution Preview (not for print)

The publish-quality version of this chart is available for purchase at www.praisecharts.com

2nd X only

mf

2 Chorus

SA
 sin - ner, con - demned, un - clean. Sing - ing, "How mar - vel - ous! How won - der - full

SATB
 sin - ner, con - demned, un - clean. Sing - ing, "How mar - vel - ous! How won - der - full

TB

Piano

E \flat A \flat A \flat

E \flat - m ϕ

Rhy.

E \flat A \flat A \flat

2x - Add bass

9 10 11 12

2x - Add El. Gtr.
2x - Band in - light groove

Tpt. 1-2

"How marvelous..."

Alto Sax (Tpt. 3)

Trb. 1-2 (T. Sax 1-2)

Trb. 3, Tba. (Bar Sax)

2nd X only

m ϕ

Triangle (All times)

1 Perc.

2 Perc.

Bells - mallets (2nd X only)

m ϕ

Horn 1-2

2nd X only

Fl. (Ob.) 1-3 (Clanet)

All times

m ϕ

Vins.

2nd X only

m ϕ

Vla.

2nd X only

m ϕ

Vc.-D.B.

2nd X only

m ϕ



SA
SATB
TB

Piano

Rhy.

Tpt. 1-2

Alto Sax (Tpt. 3)

Trb. 1-2 (T. Sax 1-2)

Trb. 3, Tba. (Bar. Sax)

Perc.

Horn 1-2

Fl. (Ob.) 1-3 (Clanet)

Vins.

Vla.

Vc.-D.B.

13 14 15 16

Low-resolution Preview (not for print)

The publish-quality version of this chart is available for purchase at www.praisecharts.com

SA
SATB
TB
Piano
Rhy.
Tpt. 1-2
Alto Sax (Tpt. 3)
Trb. 1-2 (T. Sax 1-2)
Trb. 3, Tba. (Baritone Sax)
Perc. 1
Perc. 2
Horn 1-2
Fl. (Ob.) 1-3 (Clarinets)
Vlns.
Vla.
Vc.-D.B.

is my Sav - ior's love for me!

2x cresc.
1 - Repeat to Verse
to 1

B \flat m Fm7 A \flat E \flat E \flat A \flat D \flat 7

2x cresc.
2x cresc.

17 18 19 20

WC

The publish-quality version of this chart is available for purchase at www.praisecharts.com

2 - to Verse 2

SA

SATB

me!" My Sav - ior's love. 2. He

WB

(Worship Leader)

Piano

Rhy.

21 22 23 24

Tpt. 1-2

Alto Sax (Tpt. 3)

Trb. 1-2 (T. Sax 1-2)

Trb. 3, Tba. (Bar Sax)

1 Toys, ambient sounds, freely

Perc. 2 Bells (sim.) Small Shaker

Horn 1-2

Fl. (Ob.) 1-3 (Clanet)

Vins. *me⁺ broadly*

Vla. *me⁺ broadly*

Vc.-D.B. *me⁺ broadly*

Low-resolution Preview (not for print)

The publish-quality version of this chart is available for purchase at www.praisecharts.com