


PraiseCharts Worship Band Series



Show Me Your Glory

Words & music by Cindy Cruse-Ratcliff and Israel Houghton

Arranged by John Wasson



Integrity
Stock #

36655

Based on the popular recording from the
Hosanna! Music album "Lakewood Live: We Speak To Nations"

The **PraiseCharts Worship Band Series** is a unique and growing series of arrangements by some of today's top new arrangers. These arrangements are geared towards a contemporary "R&B horns" praise band sound while at the same time being scalable up to a medium-sized church orchestra. The core parts (rhythm, vocals, and brass) may be enhanced with the other parts in any combination. The layout and look was very carefully chosen to provide a fresh and relaxed, yet professional look for the player.

Rhythm section: The *Rhythm* part is for the section player (pianist, guitarist, or drummer) with all the specific rhythms and chords necessary for the arrangement. The *Lead Sheet* is a combination rhythm and vocal chart meant for the vocalists, worship leader, or rhythm player needing more vocal cues. The *Piano, Vocal* part includes a full piano part in "songbook format" for those not comfortable with playing from a chord chart. When playing with a complete band the pianist would be advised to simplify this part in order to "stay out of the way".

Vocals: The vocal arrangement should be sung as **SAT** (Soprano, Alto, Tenor) with the baritone/basses singing the melody (soprano) down an octave – any exceptions are listed on the score. When the part is written in unison, the men should sing it down one octave or it may be done as a solo. This method provides a contemporary sound in an easy-to-learn fashion.

Alternate keys: There is at least one alternate key included to accommodate either a keyboard-based band or a guitar-based band, to give the orchestra a more playable key, or to make the vocal range more accessible if necessary.

Other notes: Rehearsal numbers are given in the form of "1", "2", and "3", providing the easy use of finger signals by the worship leader who may want to make impromptu changes during worship. Normally, "1" is the verse of the song, "2" is the chorus, and "3" is a bridge or other section, but there are exceptions. When a section is repeated in its entirety later in the arrangement, it is labeled "1a" or "2a", etc. All endings and repeats are clearly notated to facilitate these impromptu changes. Finally, each instrumental part includes lyric cues to aid the player in keeping their place.

Parts included in the PraiseCharts Worship Band Series

Lead Sheet – for worship leader and vocalists

Rhythm – more detailed chart for keyboard, guitars, and drums.

Piano/Vocal – includes written-out piano part and vocals

Ac. Guitar – modified Rhythm part in appropriate capo keys

Core Worship Band instrumental parts (written as a section):

Trumpet 1-2
Alto Sax
Trombone 1-2

Trumpet 3 (doubles Alto Sax)
Tenor Sax 1-2 (doubles Trombone)

A note on brass stylings: For most titles, the brass parts should be interpreted with jazz articulations and inflections in mind. They have been notated very carefully to aid the player in this interpretation.

Additional Orchestral parts (these enhance the arrangement, but the Worship Band parts may also stand alone):

Written with core brass

Bass Trombone/Tuba

Percussion (*Timpani, Bells, Sus. Cymbal, etc*)

Written as a section

Bari Sax (doubles Bass Trombone)

Horn 1-2 (French Horn)

Written as a section

Flute/Oboe 1-3

Clarinet (doubles 3rd Flute)

Strings (Synth) - may be played by a synth or by a full string section (Violin/Viola on top staff, Cello/Bass on bottom staff)

Show Me Your Glory

(based on the recording from the Hosanna! Music album "Lakewood Live: We Speak To Nations")

Cindy Cruse-Ratcliff, Israel Houghton
Arr. by John Wasson

Rubato ballad ♩ = 60

1 Piano only

*Flowing Piano arps, Synth Pads
(Piano player should use written Piano part)*

me Show me Your glo - ry,

5 show me Your glo - ry. I want to gaze in - to the

9 beau - ty of Your ho - li - ness. Show me Your glo - ry,

13 I'm des - p'rate to see. And I will be still, as You re -

17 veal Your glo - ry.

21 *Busier 16ths, Cymb. freely*
WL ad-lib freely
A.G. fills
me aim draw - ing near to be with

25 You. There's a long - ing in my heart to be with

Low-resolution
Preview
(not for print)

The publish-quality version
of this chart is available for purchase at
www.praisecharts.com

29 F F **3** C A^{7(b9)}
 You. Call my name and I will an - swer You; in

33 Dm⁷ B^bm F C⁷sus F A
 hum - ble truth, Lord, here am; hide me in Your hand. And show me Your

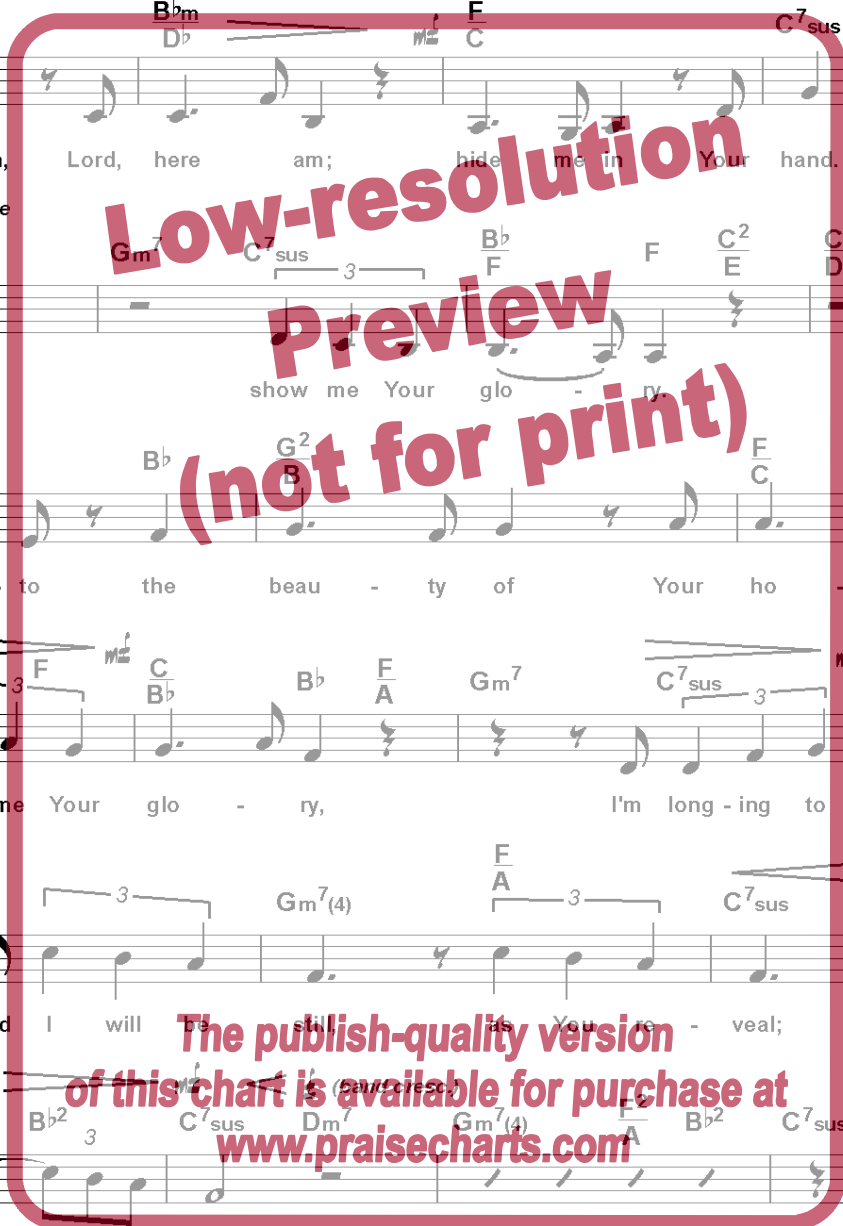
37 **1a** C B^b B^b Gm⁷ C⁷sus 3 B^b F C² E C D D⁷ 3
 glo - ry, show me Your glo - ry. I want to

41 C B^b B^b G² B^b F C C
 gaze in - to the beau - ty of Your ho - li - ness.

44 F A F C B^b B^b F A Gm⁷ C⁷sus 3 Dm⁷(4)
 Show me Your glo - ry, I'm long - ing to see.

48 D^{7(b9)} Gm⁷(4) F A C⁷sus C D 3
 And I will be still as You re - veal; I will be

51 Gm⁷ F² A B^{b2} 3 C⁷sus Dm⁷ Gm⁷(4) F A B^{b2} C⁷sus
 still as You re - veal Your glo - ry.



Tag Play 3 times (opt. repeat till cue)

Growing each time
dim last X into final ending

1,2- repeat as desired

3 - last time

55 E^{b2} F² E^{b2} F²
 sung 1st X only opt. WL ad-lib freely
 busier 16ths, Cymb. freely

Show Me Your Glory

(based on the recording from the Hosanna! Music album "Lakewood Live: We Speak To Nations")

Cindy Cruse-Ratcliff, Israel Houghton
Arr. by John Wasson

Rubato ballad ♩ = 60

Worship Leader

3

Show me Your

Low-resolution
Preview
(not for print)

1

glo - ry,

show me Your glo - ry.

The publish-quality version
of this chart is available for purchase at
www.praisecharts.com

I want to gaze in to the beau - ty of Your ho - li - ness.

11

Show me Your glo - - - ry, I'm des - p'rate to

F A F C Bb Bb F Gm7 C7sus

14

see. And I will be still, as You re -

Dm7(4) F#dim7 Gm7(4) F2 A Bb2

17

veal Your glo - ry.

Instr. WL ad-lib freely

C7sus Eb2 F

**Low-resolution
Preview
(not for print)**

**The publish-quality version
of this chart is available for purchase at
www.praisecharts.com**

20

Chords: Eb2, F, Eb2

23

2

I am draw - ing near to be with You. There's a

Chords: F, Eb2, F, Eb2

27

long - ing in my heart to be with You.

Chords: F, Eb2, F

30

Call my name and I will an swer You; in

Chords: F, C, A7(P9)

**Low-resolution
Preview
(not for print)**

**The publish-quality version
of this chart is available for purchase at
www.praisecharts.com**

Show Me Your Glory

(based on the recording from the Hosanna! Music album "Lakewood Live: We Speak To Nations")

Cindy Cruse-Ratcliff, Israel Houghton
Arr. by John Wasson

Rubato ballad ♩ = 60

Flowing Piano arps, Synth Pads
(Piano player should use written Piano part)

"Show me Your glory..."

Piano only

1 C B^b B^b

5 Gm⁷ C⁷ sus B^b/F F C²/E G D Dm⁷ C/B^b B^b

9 G²/B F/C C E/A F C/B^b B^b F/A

13 Gm⁷ C⁷ sus Dm⁷(4) F#dim⁷ Gm⁷(4) F²/A B^b2

17 C⁷ sus Instr. E^b2 F E^b2 busier 16ths, Cymb. freely A.G fills

21 F E^b2 **2** F "I am drawing near..." E^b2 opt. light time Bass only notes

25 F E^b2 E^b2 E^b2

29 F F **3** C A⁷(^b9) "Call my name..."

The publish-quality version
of this chart is available for purchase at
www.praisecharts.com

Show Me Your Glory

(based on the recording from the Hosanna! Music album "Lakewood Live: We Speak To Nations")

Cindy Cruse-Ratcliff, Israel Houghton
Arr. by John Wasson

Rubato ballad ♩ = 60

1

Instr.

Tpt. 1 Solo

"Show me Your glory..."

2

Tpt. 1 Solo

"I am drawing near..."

Low-resolution Preview

(not for print)

Tpt. 1 Solo

"Call my name..."

1a

"And show me Your glory..."

Tpt. 1 Solo

Tpt 1

(Tpt 2)

The publish-quality version of this chart is available for purchase at www.praisecharts.com

Tag Play 3 times (opt. repeat till cue)

Growing each time
dim last X into final ending

1,2- repeat as desired
(play)

3 - last time

tacet 1st X

Tpt. 1

+ Tpt. 2

Strings (Synth)

PraiseCharts Worship Band Series

Key: F

Show Me Your Glory

(based on the recording from the Hosanna! Music album "Lakewood Live: We Speak To Nations")

Cindy Cruse-Ratcliff, Israel Houghton
Arr. by John Wasson

Rubato ballad ♩ = 60

1

"Show me Your glory..." opt. Solo Violin

Violin-Viola

Cello-Bass

Low-resolution
Preview
(not for print)

(Solo Vln.)

5

11

16

The publish-quality version
of this chart is available for purchase at
www.praisecharts.com

Musical notation for measures 20-22. The score is in F major and 4/4 time. Measure 20 starts with a piano (p) dynamic. Measure 21 includes a mezzo-forte (mf) dynamic marking. Measure 22 ends with a fermata over the final chord.

2 "I am drawing near..."

Musical notation for measures 23-26. Measure 23 starts with a mezzo-forte (mf) dynamic. Measure 24 includes a piano (p) dynamic marking. Measure 25 includes a mezzo-forte (mf) dynamic marking. Measure 26 ends with a fermata over the final chord.

Musical notation for measures 27-29. Measure 27 starts with a piano (p) dynamic. Measure 28 includes a mezzo-forte (mf) dynamic marking. Measure 29 ends with a fermata over the final chord.

3 "Call my name..."

Musical notation for measures 30-33. Measure 30 starts with a piano (p) dynamic. Measure 31 includes a mezzo-forte (mf) dynamic marking. Measure 32 includes a mezzo-forte (mf) dynamic marking. Measure 33 ends with a fermata over the final chord.

1a

Musical notation for measures 34-37. Measure 34 starts with a mezzo-forte (mf) dynamic. Measure 35 includes a mezzo-forte (mf) dynamic marking. Measure 36 includes a mezzo-forte (mf) dynamic marking. Measure 37 ends with a fermata over the final chord. The lyrics "And show me Your glory..." are written below the staff.

**Low-resolution
Preview
(not for print)**

**The publish-quality version
of this chart is available for purchase at
www.praisecharts.com**

Show Me Your Glory

(based on the recording from the Hosanna! Music album "Lakewood Live: We Speak To Nations")

Cindy Cruse-Ratcliff, Israel Houghton

Arr. by John Wasson

Rubato ballad ♩ = 60

Piano only

Flowing Piano arps, Synth Pads
(Piano player should use written Piano part)

1 Show me Your glo - ry,

5 show me Your glo - ry. I want to gaze in - to the

9 beau - ty of Your ho - li - ness. Show me Your glo - ry,

13 I'm des - p'rate to see. And I will be still, as You re -

17 veal Your glo - ry.

21 I'm draw - ing near to be with

25 You. There's a long - ing in my heart to be with

Chords: G, F2, G, WL, D, C, C, Am7, D7sus, C/G, G, D2/F#, D, Em7, D, C, A2/C#, G/D, D, G/B, D, C, G/B, Am7, D7sus, Em7(4), G#dim7, Am7(4), G2/B, C2, D7sus, F2, G, A.G fills, G, F2, G, F2, G, F2, G, F2

Annotations: Instr., busier 16ths, Cymb. freely, WL ad-lib freely, light time, Bass - long notes

Low-resolution Preview (not for print)

The publish-quality version of this chart is available for purchase at www.praisecharts.com

Show Me Your Glory

(based on the recording from the Hosanna! Music album "Lakewood Live: We Speak To Nations")

Cindy Cruse-Ratcliff, Israel Houghton
Arr. by John Wasson

Rubato ballad ♩ = 60

Lead Sheet

F Eb2 F WL 3 1 C Bb Bb

Flowing Piano arps, Synth Pads
(Piano player should use written Piano part)

Show me Your glo - ry,

Piano

Flowing Piano arps, Synth Pads
(Piano player should use written Piano part)

Rhythm

Flowing Piano arps, Synth Pads
(Piano player should use written Piano part)

Piano only 4

Trumpet 1-2

"Show me Your glory..."

Alto Sax (Trumpet 3)

Trombone 1-2 (Tenor Sax 1-2)

Trombone 3, Tuba (Bar Sax)

Percussion

Susp. Cymb.

Horn 1-2

Flute (Oboe) 1-3 (Clarinets)

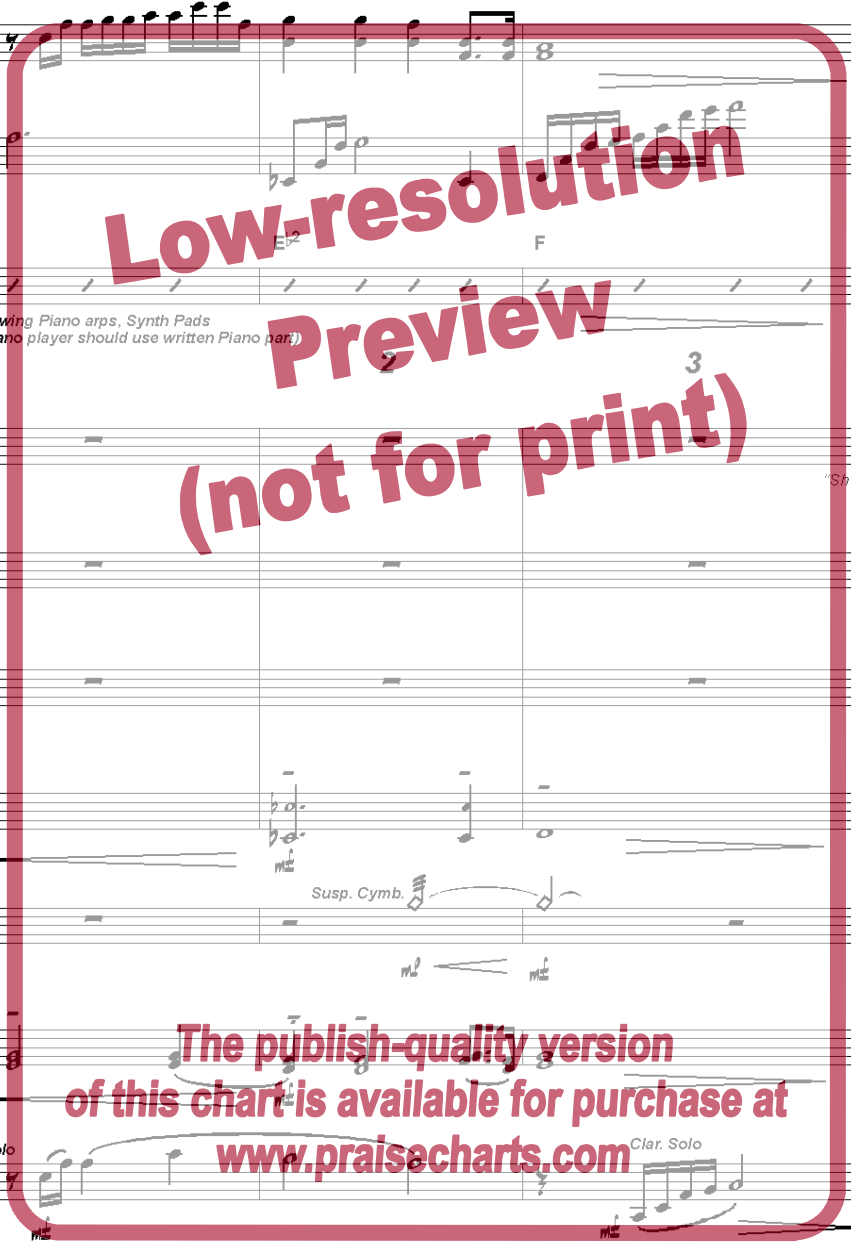
Fl. Solo Clar. Solo

Violin-Viola

opt. Solo Violin

Strings (Synth)

Cello-Bass



The musical score is arranged in a standard orchestral layout. At the top, the vocal line (L.S.) is written in treble clef with lyrics: "show me Your glo - ry. I want to gaze in - to the". Above the vocal line are chord symbols: Gm7, C7sus, Bb/F, F, C2/E, C/D, Dm7, C/Bb, and Bb. The piano accompaniment (Piano) is shown in both treble and bass clefs. Below the piano part is the rhythm section (Rhy.) with a drum pattern. The instrumental parts include: Tpt. 1-2 (Trumpets), Alto Sax (Tpt. 3), Trb. 1-2 (T. Sax 1-2), Trb. 3, Tba. (Bari Sax), Perc. (Percussion), Horn 1-2, Fl. (Ob.) 1-3 (Clarinet), Vln-Vla (Violin-Viola), and Cello-Bass. A large red watermark is overlaid on the score, reading "Low-resolution Preview (not for print)".

**Low-resolution
Preview
(not for print)**

**The publish-quality version
of this chart is available for purchase at
www.praisecharts.com**

L.S. *Gm7 C7sus 3 Dm7(4) F#dim7 Gm7(4) F2/A Bb2*
I'm des-p'rate to see. And I will be still, as You re -

Piano

Rhy. *Gm7 C7sus Dm7(4) F#dim7 Gm7(4) F2/A Bb2*
13 14 15 16

Tpt. 1-2

Alto Sax (Tpt. 3)

Trb. 1-2 (T. Sax 1-2)

Trb. 3, Tba. (Bari Sax)

Perc. *Wind Chimes*

Horn 1-2

Fl. (Ob.) 1-3 (Clarinet) *Fl. Solo*

Vln-Vla

Strings (Syn.)

Cello-Bass

Low-resolution Preview (not for print)

The publish-quality version of this chart is available for purchase at www.praisecharts.com

Low-resolution Preview (not for print)

The publish-quality version of this chart is available for purchase at www.praisecharts.com

veal Your glo - ry.

17 18 19 20

Instr. Eb2 busier 16ths, Cymbs. freely

F WL ad-lib freely

Eb2 A.G fills

Tpt. 1 Solo

Susp. Cymb.

Triangle

All - octaves

(end Solo) (All)

www.praisecharts.com

L.S. *opt. light time Bass - long notes* I am draw - ing near to be with

Piano

Rhy. *opt. light time Bass - long notes*

Tpt. 1-2 "I am drawing near..."

Alto Sax (Tpt. 3)

Trb. 1-2 (T. Sax 1-2)

Trb. 3, Tba. (Bari Sax)

Perc. *Small Shaker (tap with finger)*

Horn 1-2 *1 Solo*

Fl. (Ob.) 1-3 (Clarinet) *Clar. Solo*

Vln-Vla

Strings (Syn.)

Cello-Bass

21 22 23 24

2

Low-resolution Preview (not for print)

The publish-quality version of this chart is available for purchase at www.praisecharts.com